



Integrated Horse Show Application

HCI 440
January 18, 2016
Mary Bungum

Horse Shows in a Nutshell

I have chosen horse showing as my integrated experience activity. Showing horses is a complex and goal oriented endeavor. It is a sporting activity which takes planning prior to the event, travel to the event, execution during the event, and reflection after the event.

Organization for a horse show competitor is never simple. Along with other challenges, horse show facilities are spread across acres of land. Administrative and stabling buildings can sometimes be a mile or more apart. Loudspeaker systems are common and often the only method for communication across horse show facilities to keep competitors aware of the daily show schedule.

It is my desire to create an application for a horse show facility that will help horse show competitors complete administrative and scheduling tasks integral to making any horse show a success!



The Non-Professional

The non-professional equestrian competitor is at a horse show primarily for their own enjoyment. They often take vacation time to make horse showing possible. Many show facilities are in vacation destinations, and non-pros sometimes plan family or tourist activities around their horse show schedule.



The Professional

While the professional equestrian often enjoys a horse show experience, their purpose for attending is as a source of income. They are responsible for the show horses in their care and the instruction of the clients that ride in their professional program.



Non-Pro User Scenario

A non-professional competitor wants to schedule her arrival at the horse show facility for the day. She knows the jumping activities are in Ring A, but there are ten "heats" in the ring that day, and the weather may delay the morning's 8:00AM start time.

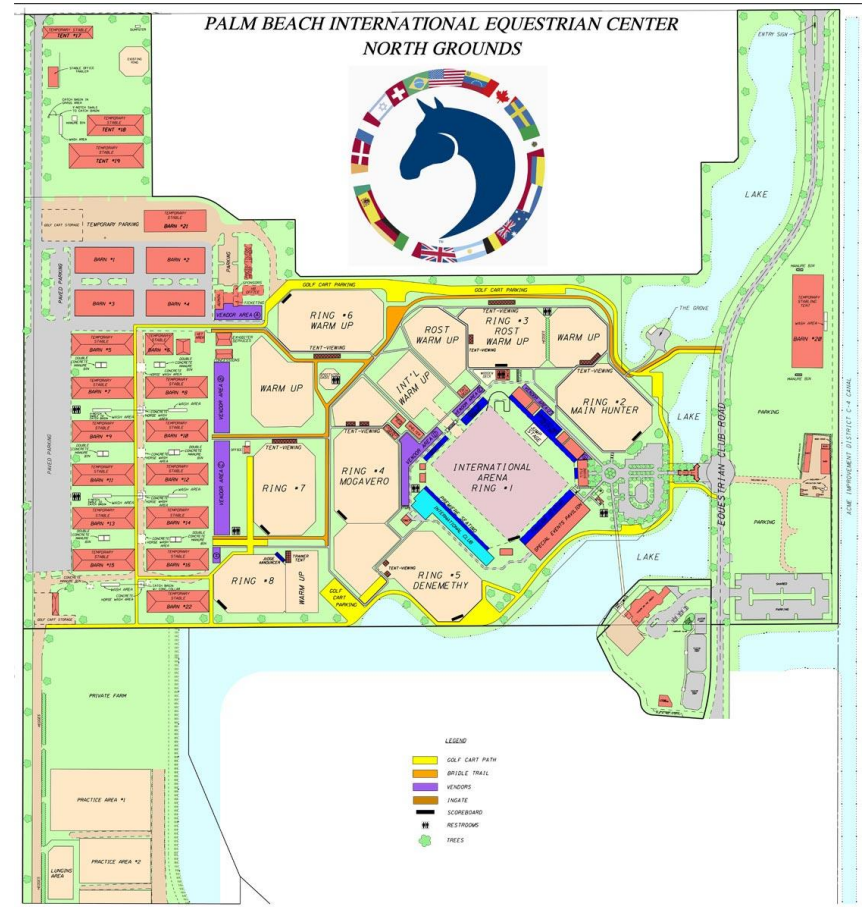
Our non-pro checks our app for the current time and weather conditions. She sees that her jumping "heat" is the sixth of the day with a projected start at 3:00pm. With an estimated travel time between her horse's stall and the Ring A of eight minutes and her projected 30 minute warm up, her app tells her to schedule for a 2:22PM arrival at the showgrounds for a stress free day!




Professional User Scenario

A professional equestrian wants to book twelve stalls and order hay and bedding supplies for two weeks of competition at a horse show facility. The professional has one stallion that must be in a secluded stabling area for the safety of other horses and competitors.

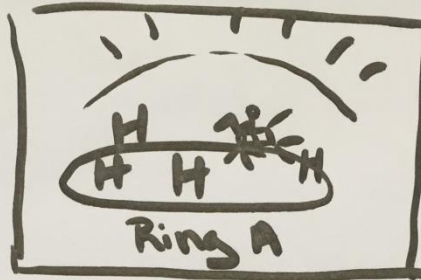
The pro logs into our horse show app for the stall booking feature. He looks first at "Stallion Accommodations" and chooses one of the five preferred locations remaining. He books the rest of his eleven stalls in a block he saw available nearest the facility's open fields. He adds two weeks of hay and bedding to his order before logging out.




Non-Pro Storyboard




What Time should I get
to the Showgrounds today?



10 Heats in Ring A,
8:00 AM START




Checks app for Ring A
Schedule + weather Delays


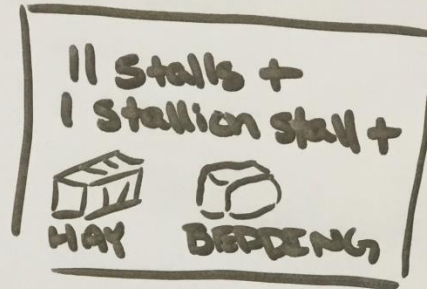


Arrives at the Showgrounds
Perfectly Timed for
Competition!


Professional Storyboard



How will I find stalls for my Stallion and 11 horses at the Horse show for 2 weeks?



Checks app for stall availability and orders supplies



Arrives at show fully Prepared for stabling accommodations!

Insights

I found this project quite eye opening! I was surprised where the flow of the project generated blocks in my creative juices. I tend to create an outline of a project and fill in the storyline accordingly. However, I really struggled when I came to the user profiles! It wasn't until I moved on and wrote the user scenarios that my user profiles finally came to light. The creation of the use cases for the horse show application was the inspiration for the two types of users I was looking to serve.



Yours truly at a horse show in 2015!



Thank You!



HCI 440
January 18, 2016
Mary Bungum